

C O N S E W

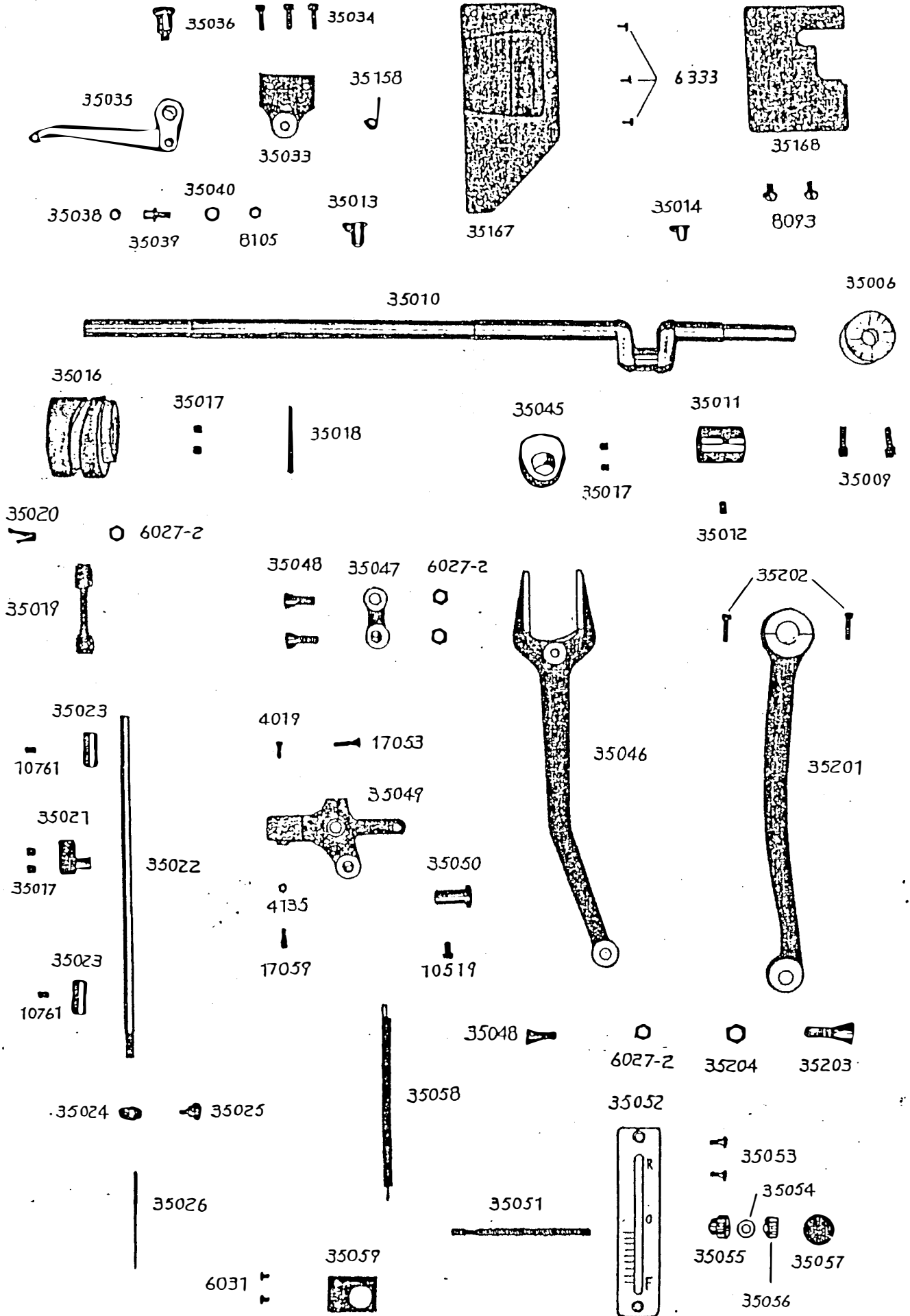
P A R T S L I S T

M O D E L

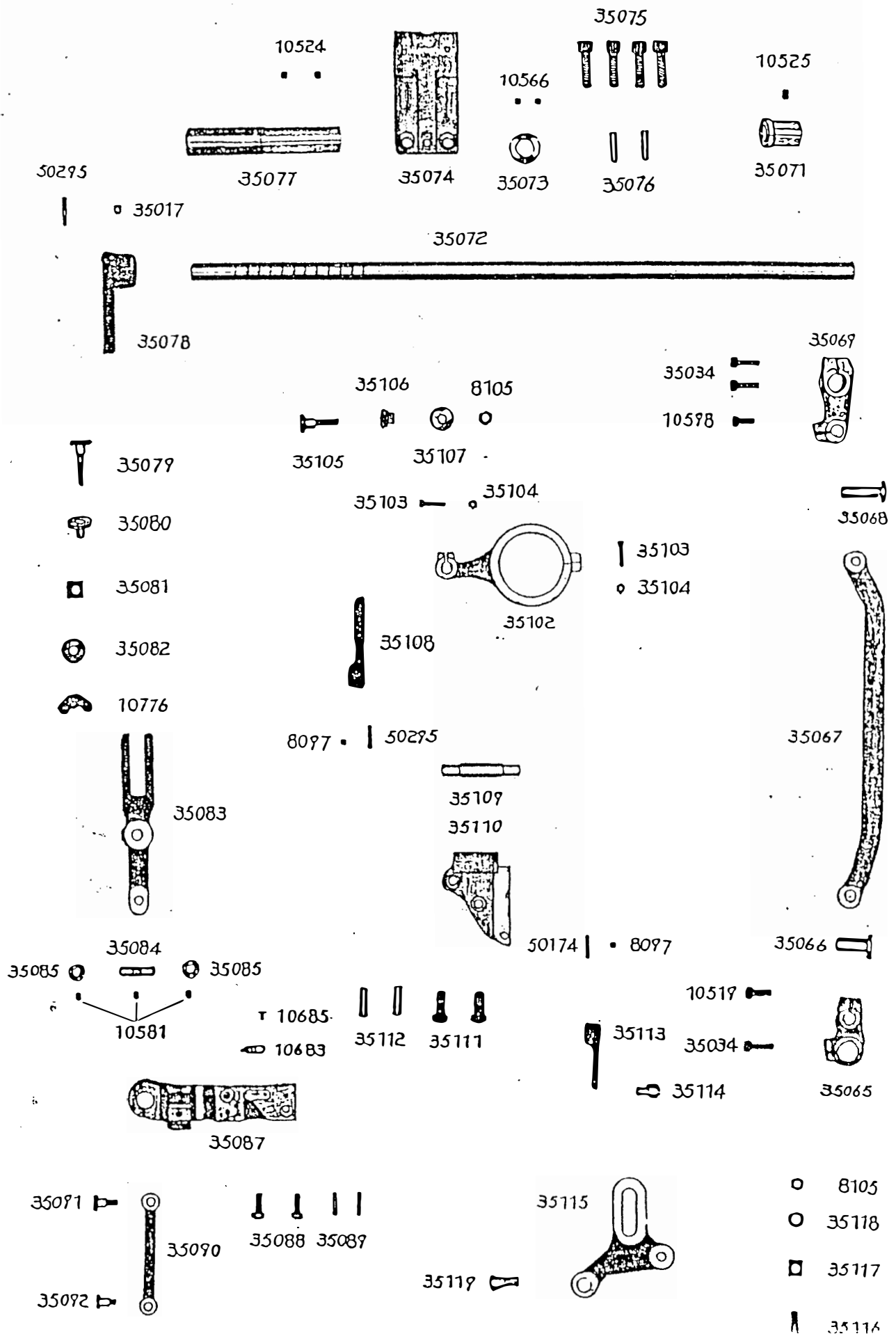
7 3 3 R-2

CONSOLIDATED SEWING MACHINE CORP.

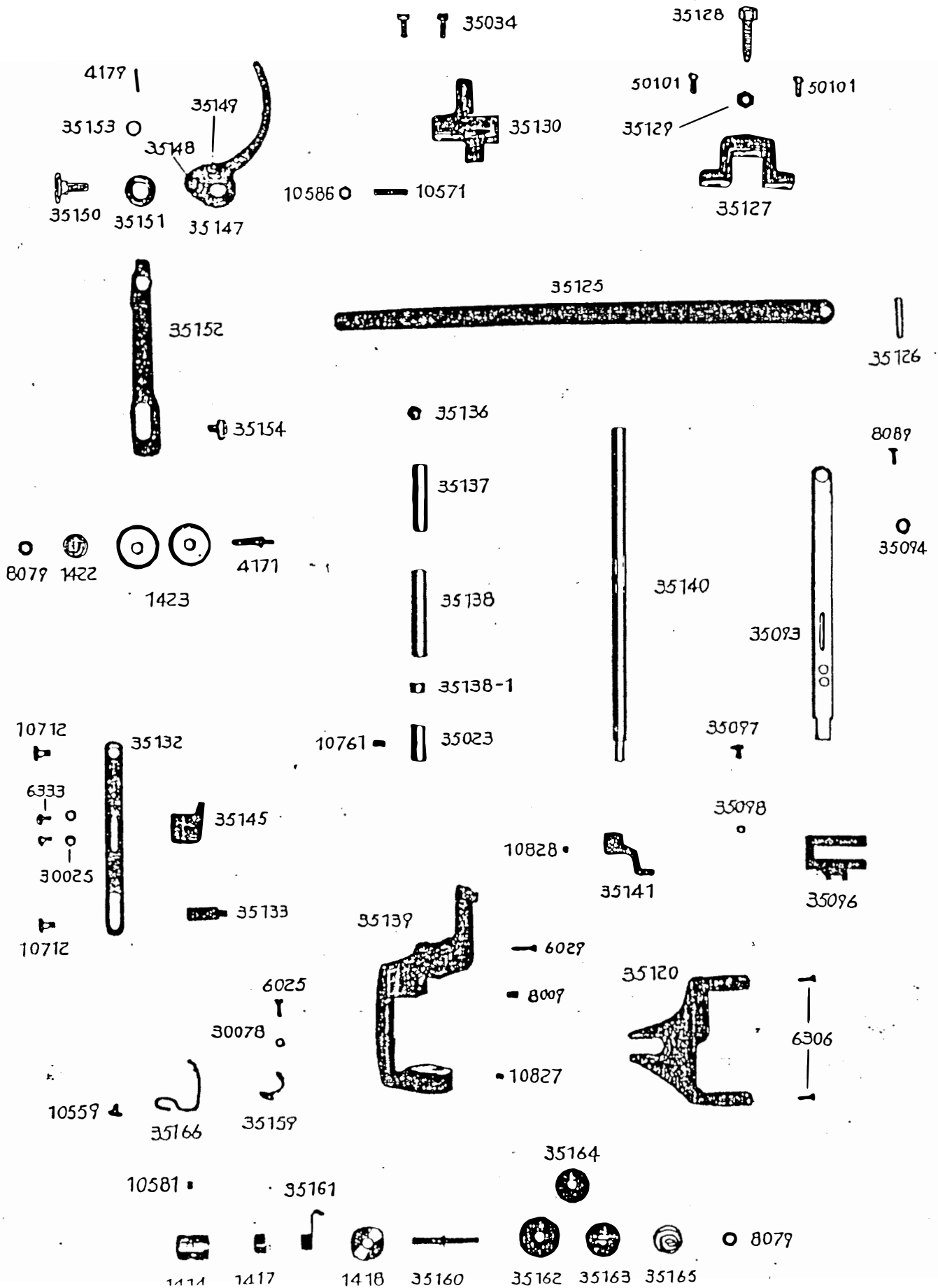
1. RELATIVE PARTS FOR ARM SHAFT, TAKE UP LEVER, NEEDLE BAR & FEEDING MECHANISM



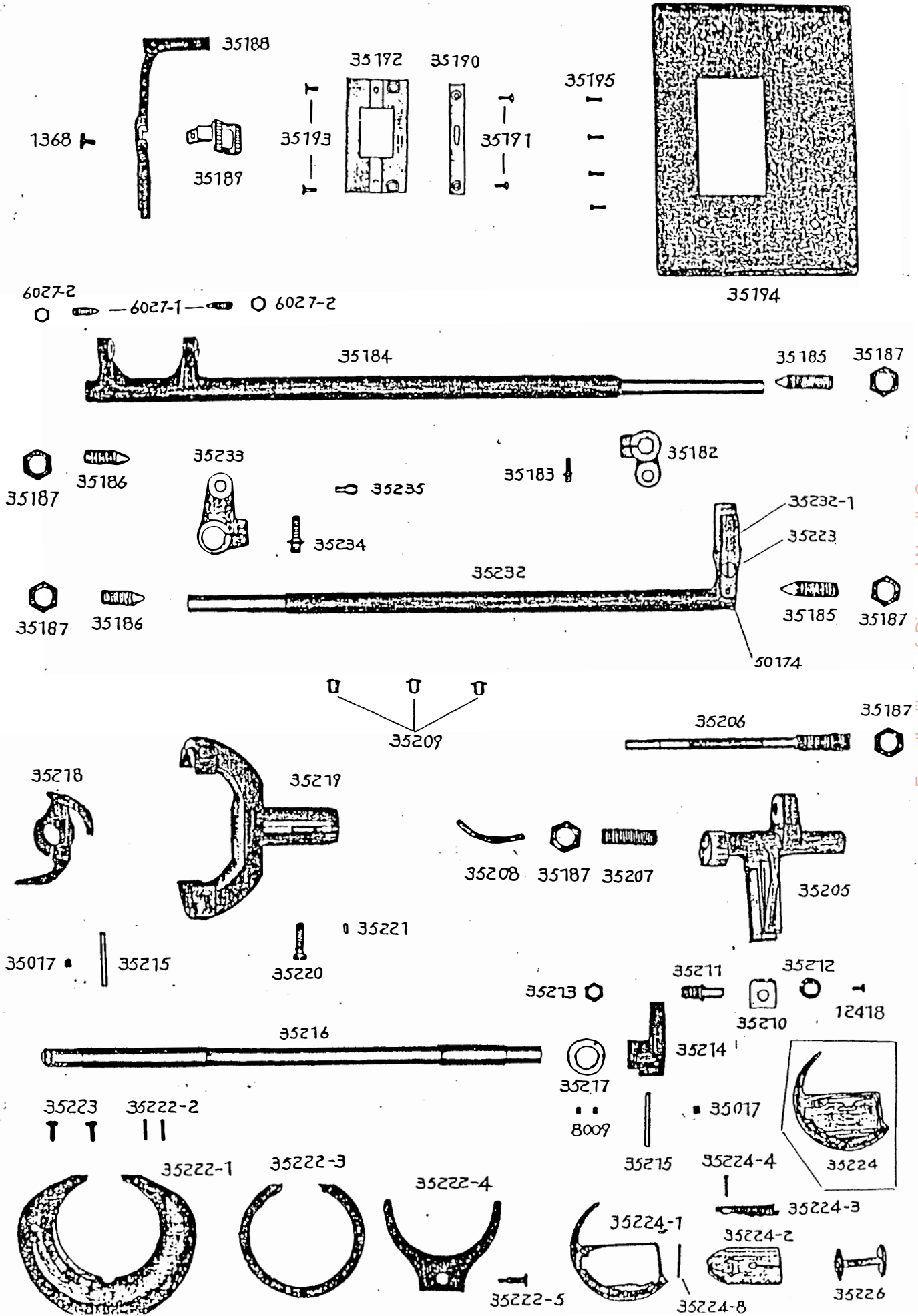
2. RELATIVE PARTS FOR UPPER FEEDING MECHANISM



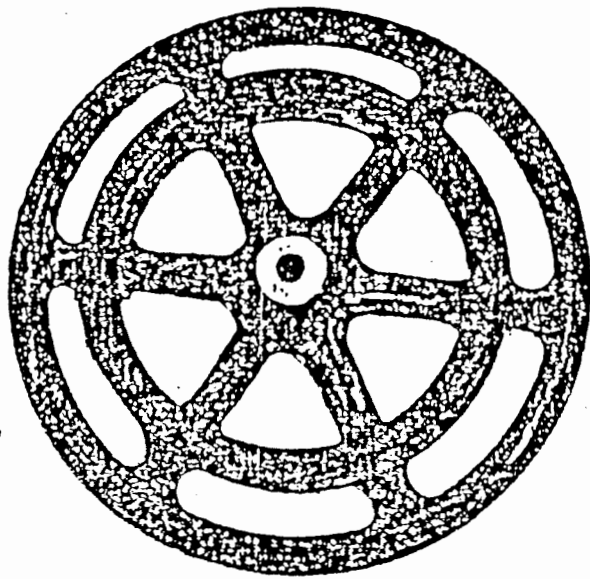
3. RELATIVE PARTS FOR PRESSER & THREAD TENSION



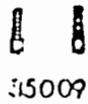
4. RELATIVE PARTS FOR LOWER FEEDING, NEEDLE PLATE & HOOK



5. BALANCE WHEEL, BELT GUARD, OIL BOX & PRESSER LIFTER LIFTING LEVER



35008



35009

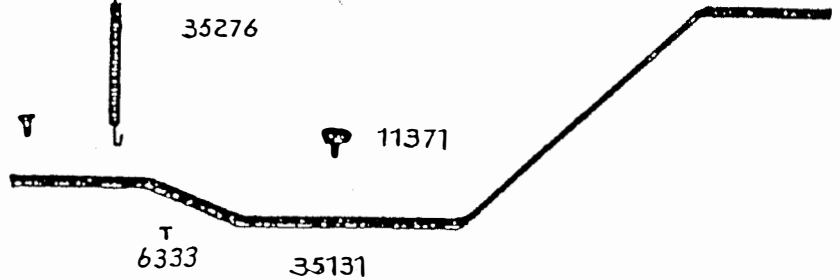
10712

11154



35276

11371



6333

35131

T 10699

35157-2



35157-7

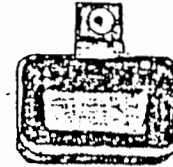
35157-8

35223



35157-9

35157-3

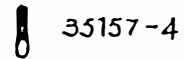


35157-1

8100

35157-7

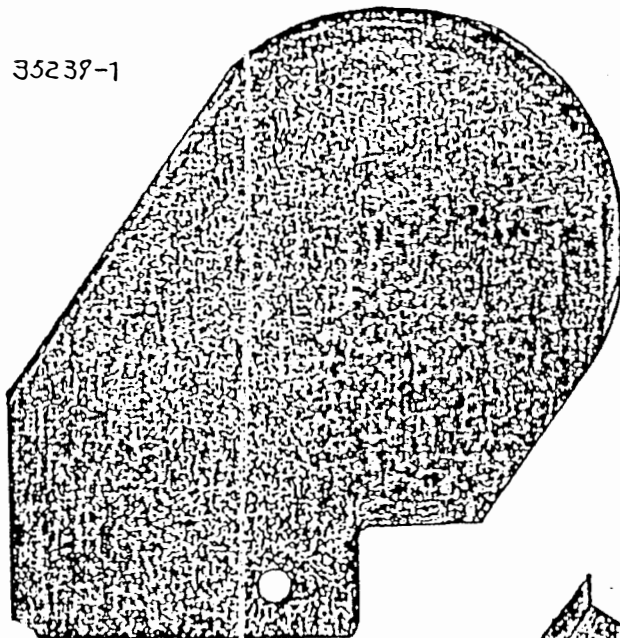
8100



35157-4

8100

35239-1

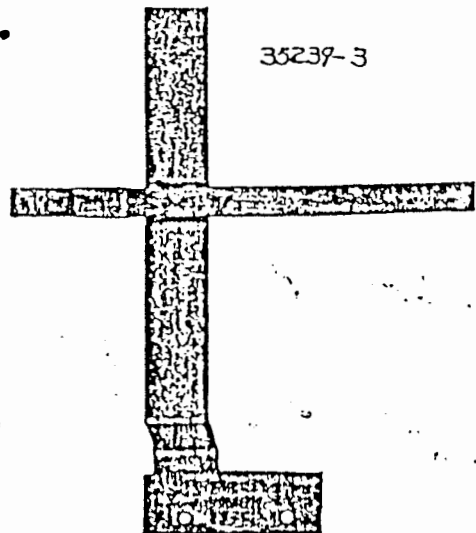


6339



35239-3

13005



35239-2



10519

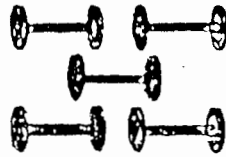


13005

6. ACCESSORIES



8132




35226



15571



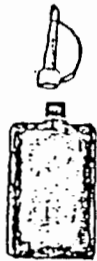
1870



35026



35225



8123



8118



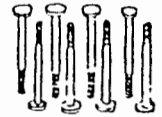
8120



0040

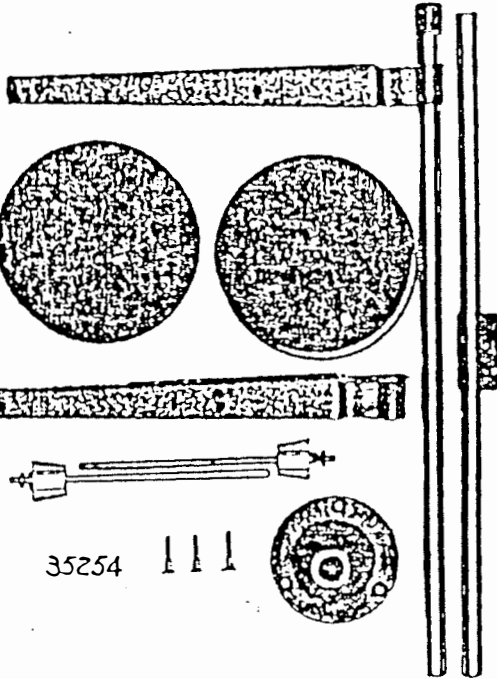



0058




35241

35240



35254



35255

35277



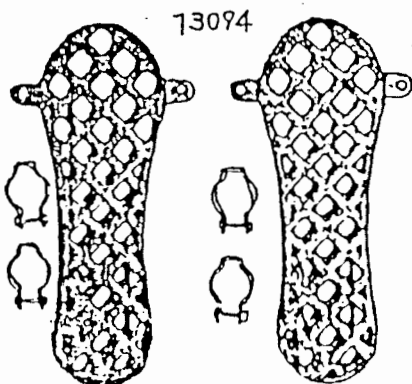

11376



11378

11379

11377



13094



35278



35279

35280

1. PARTS FOR ARM SHAFT, TAKE UP LEVER, NEEDLE BAR & FEEDING MECHANISM.

PARTS NUMBERS	DESCRIPTION OF PARTS
35033	Thread take up lever bracket.
35034	Screw for 35033.
35035	Thread take up lever.
35036	Thread take up lever hinge screw.
35038	Thread take up lever roller.
35039	Screw stud for 35038.
35040	Washer for 35039.
8105	Nut for 35039.
35158	Thread guide (upper).
35013	Arm shaft oil cup (large).
35167	Arm face cover.
6333	Screw for 35167
35168	Arm side cover.
35014	Arm shaft oil cup (small).
8093	Screw for 35168.
35010	Arm shaft.
35006	Arm shaft collar.
35016	Thread take up cam.
35017	Set screw for 35016.
35018	Taper pin for 35016.
35045	Feed driving eccentric.
35017	Set screw for 35016.
35011	Arm shaft bushing (rear).
35012	Set screw for 35011.
35009	Set screw for 35008.
35019	Needle bar connecting link.
35020	Screw for 35019.
6027-2	Nut for 35020.
35048	Screw for 35047.
35047	Feed connecting link.
35023	Needle bar bushing.
35022	Needle Bar.
10761	Screw for 35023.
35021	Needle bar connecting stud.
35017	Set screw for 35016.
35024	Needle clamp.
35025	Set screw for 35024.
35026	Needle
35466	Feed regulator.
4019	Screw for 35051.
17053	Screw for 35466.
35050	Hinge stud for 35049.
10519	Screw for 35050.
17059	Screw for feed regulating spring.
4135	Nut for 17059

PARTS NUMBERS	DESCRIPTION OF PARTS
35058	Feed regulating lever spring.
35059	Plate for 17059.
6031	Screw for 35059.
35046	Feed forked connection.
35201	Feed rock shaft connecting rod.
35202	Set screw for 35201.
35203	Screw for 35201.
35204	Nut for 35203.
35048	Screw for 35047.
35051	Feed regulating lever.
35052	Stitch length indicator.
35053	Screw for 35052.
35054	Washer for 35051.
35055	Feed adjusting knurling tool (A).
35056	- do - (B).
35057	Knob for 35051.
<u>2. PARTS FOR UPPER FEEDING MECHANISM.</u>	
10524	Screw for 35077.
35072	Upper feed shaft.
35073	Upper feed shaft collar.
35074	Upper feed shaft bracket.
35075	Screw for 35074.
35076	Taper pin for 35074.
35077	Upper feed shaft bushing (front).
35071	Upper feed shaft bushing (rear).
10525	Screw for 35071.
50295	Taper pin for 35078.
35017	Set screw for 35078.
35078	Upper feed shaft adjusting arm.
35079	Hinge screw for 35078.
35080	Pipe for 35078.
35081	Slide block for 35078.
35082	Washer for 35078.
10776	Nut for 35078.
35083	Upper feed forked connection.
35084	Pin for 35083.
35085	Bushing for 35084.
10581	Screw for 35084.
35087	Upper feed forked connection bracket.
35088	Screw for 35087.
35089	Pin for 35087.
35090	Vibrating presser bar connecting bracket.
35091	Hinge screw for 35090 (large).
35092	- do - (small).
10683	Thread guide (lower).
10685	Screw for 10683.
35102	Lifting presser bar rock shaft eccentric strap.
35103	Set screw for 35102.
35104	Nut for 35102.
35105	Screw for 35102.

PARTS NUMBERS	DESCRIPTION OF PARTS
---------------	----------------------

35106	Pipe for 35102.
35107	Washer for 35102.
8105	Nut for 35105.
35108	Lifting presser bar rock shaft adjusting arm.
8097	Screw for 35108.
50295	Taper pin for 35108.
35109	Stud for 35108.
35110	Lifting presser bar guide bracket support.
35111	Screw for 35110.
35112	Taper pin for 35110.
50174	Pin for 35113.
8097	Screw for 35113.
35065	Upper feed shaft crank (lower).
35066	Hinge stud for 35065 (lower).
35067	Upper feed rock shaft crank connecting rod.
35068	stud for 35067 (upper).
10519	Set screw for 35066 (lower).
35034	Screw for 35033.
35113	Lifting presser bar rock shaft crank.
35114	Roller for 35113.
35115	Lifting presser bar bell crank.
35116	Hinge screw for 35115.
35117	Slide block for 35115.
35118	Washer for hinge screw for 35117.
35119	Pin for 35115.
8105	Nut for hinge screw for 35117.

3. PARTS FOR PRESSER & TENSION.

4179	Pin for 35152.
35153	Washer for 35152.
35147	Presser bar lifter.
35148	Pin for 35147 (large).
35149	Pin for 35147 (small).
35150	Set screw for 35147.
10571	Hinge screw for 35130.
10586	Nut for 10571.
35034	Screw for 35033.
35130	Bracket for 35131.
35127	Bracket for 35125.
35128	Regulating screw for 35125.
35129	Regulating nut for 35125.
50101	Screw for 35127.
35125	Lifting presser bar spring (flat).
35126	Pin for 35125.
8089	Screw for 35093.
35093	Vibrating presser bar.
35094	Washer for 35093.

PARTS NUMBERS	DESCRIPTION OF PARTS
35152	Lifting presser bar lifting link.
35154	Set screw for 35152.
8079	Tension stud nut.
1422	Tension stud spring.
1423	Tension stud disc.
4171	Tension stud.
35136	Lifting presser bar sleeve (upper) cap.
35137	Lifting presser bar sleeve (upper).
35138	- do -, (lower).
35143	Lifting presser bar bushing (lower).
10761	Screw for 35143.
35140	Lifting presser bar.
35141	Lifting presser foot.
10823	Screw for 35141.
35096	Vibrating presser foot.
35097	Screw for 35096.
35098	Nut for 35096.
10712	Screw for 35132
35132	Lifting presser bar lifting bracket.
6333	Screw for 35132
30025	Washer for tension release lever screw.
35145	Tension release lever.
35133	Screw for 35132.
35456	Lifting presser bar guide bracket.
6029	Set screw for 35456.
8009	Regulating screw for 35456.
10827	Screw for 35456.
35455	Lifting presser bar bracket.
6306	Set screw for 35455.
6025	Set screw for thread guide (middle).
30078	Washer for thread guide (middle).
10559	Screw for 35166.
35166	Large thread guide.
35159	Thread guide (middle).
10581	Screw for 1414.
35161	Thread controller spring.
1414	Thread controller regulator.
1417	Thread retaining spring.
1418	Thread controller spring adjusting sleeve.
35160	Thread controller stud.
35162	Tension discs.
35163	Tension release washer.
35164	Felt for 35162.
35165	Tension release spring.
8079	Tension nut.

PARTS NUMBERS DESCRIPTION OF PARTS

4. PARTS FOR LOWER FEEDING, NEEDLE PLATE & HOOK.

1368	Screw for feed dog.
35188	Feed bar.
35189	Feed dog.
35190	Needle Plate.
35191	Screw for 35190.
35192	Needle plate body.
35193	Screw for 35192.
35194	Needle plate body framing plate.
35195	Screw for 35194.
6027-2	Nut for 6027-1
6027-1	Screw for 35188.
35184	Feed rock shaft.
35185	Feed rock shaft screw center (long).
35186	- do - (short).
35187	Feed rock shaft screw center nut.
35233	Feed lifting rock shaft crank.
35234	Set screw for 35233.
35235	Roller & stud for 35233.
35182	Feed rock shaft crank.
35183	Nut for 35182.
50174	Pin for 35232.
35209	Oil cup for 35205.
35218	Shuttle driver.
35219	Shuttle race frame.
35017	Set screw for 35218.
35215	Taper pin for 35214.
35220	Set screw for 35219.
35221	Pin for 35219.
35216	Oscillating shaft.
35208	Oil pipe for 35205.
35187	Nut for 35185.
35207	Thumb screw for 35205.
35206	Hinge pin for 35205.
35187	Nut for 35206.
35205	Oscillating rock shaft.
35211	Hinge screw for 35210.
35212	Washer for oscillating shaft crank hinge screw.
35213	Nut for 35211.
35210	Oscillating shaft crank roller.
12418	Screw for 35212.
35217	Oscillating shaft collar (A).
8009	Screw for 35217.
35215	Taper pin for 35217.
35223	Set screw for 35222-1.
35222-1	Shuttle race.
35222-2	Pin for 35222-3.
35222-3	Shuttle race back.
35222-4	Shuttle race back spring.
35222-5	Screw for 35222-4.
35222C	Shuttle race complete.

PARTS NUMBERS	DESCRIPTION OF PARTS
35224C	Hook compete.
35224-1	Shuttle frame.
35224-2	Shuttle cylinder.
35224-3	Thread tension spring.
35224-4	Thread tension screw.
35224-5	Shuttle cylinder latch.
35224-6	Pin
35224-7	Latch spring.
35224-8	Taper pin.
35226	Bobbin.
5. PARTS FOR BALANCE WHEEL, BELT GUARD, OIL BOX & LIFTER LIFTING LEVER	

10699	Screw for 35157.
35157C	Oil box compete.
35157-1	Oil box body.
35157-2	Cover.
35157-3	Pin.
35157-4	Sheet spring.
35157-5	Screw for 35157-4.
35157-6	Screw for 35157-8.
35157-7	Felt.
35157-8	Felt holder.
35157-9	Felt (large).
35157-10	Screw for 35157-8.
8100	Screw for 35157-8.
35008	Balance wheel.
35009	Set screw for 35008.
11154	Screw for 35276.
35276	Foot lifter lifting lever spring.
10712	Screw for 35132.
35134	Screw for 35131.
6333	Screw for 15131.
35131	Foot lifter lifting lever.
10636	Nut for 35134.
35239C	Belt guard complete.
6339	Screw for 35239.
10519	Set screw for 35239.
13005	Set screw for 35239-3.

6. ACCESSORIES.

8132	Accessory box.
8123	Oil (small).
8118	Screw driver (large).
8120	- do - (middle).
35226	Bobbin.
15571	Hexagon wrench (4mm).
1870	- do - (5mm).
35026	Needle.
35225	Shuttle cylinder opener.
0040	Nut for 35241.
0058	Washer for 35241.
35241	Screw for 35240.
35240	Supporting bracket.

PARTS NUMBERS	DESCRIPTION OF PARTS
<u>6. ACCESSORIES.</u>	
35254	Thread stand.
35255	Bobbin winder.
35277	Chain (long).
13094	Pedal set.
11376	Motor lever extension.
11377	Screw for 11376.
11378	Nut for 11376.
11379	Washer for 11376.
35278	Chain (mied).
35279	Chain (short).
35280C	Pipe set.
35242	OIL PAN
12611	OIL PAN SET SCREW (4 pcs)

MODEL 733R-4.
EXCLUSIVE PARTS

35302	Thread take-up cam
35303	Needle bar connection link
35304	Needle bar connection stud
35305	Needle bar metal (2 Pcs)
35306	Take-up lever bracket
35308	P/Bar lifting link
35309	P/Bar connection link
35311	Lifting bracket

733R-4

35175 NACKE PLATE
35176 FEED DOG
35173 INNER FOOT
35174 OUTER FOOT
35178 LARGE SLIDE PLATE
35177 SMALL " " 4
8097 SCREW FOR SLIDE PLATE